



Solicitors
Regulation
Authority

SQE1 July 2025 Statistical Report

1 October 2025

SQE1 July 2025 Assessment Report

The Solicitors Qualifying Examination (SQE) is a single rigorous assessment for all aspiring solicitors. It consists of two parts: SQE1, which tests candidates' functioning legal knowledge and SQE2 which tests candidates' practical legal skills and knowledge.

This report includes statistics that provide some simple feedback on the July 2025 SQE1 assessments and their performance. The table below shows the number of candidates, the passing score, and the overall pass rate for FLK1 and FLK2. It also shows the number of candidates who sat both parts of SQE1 and their pass rate.

Statistic	FLK1	FLK2	SQE1
Passing Score	300	300	-
Candidates (All)	6265	6482	5896
Candidates who did not sit*	5	40	45
Candidates (Graded)	6260	6442	5851
Pass Rate (Graded)	51%	48%	41%
Candidates (First attempt only)	4827	4777	4736
Pass Rate (First attempt only)	54%	50%	46%

*Candidates who used an attempt but did not sit one of the assessments (with no mitigating circumstances). These candidates are not included in the pass rates and statistics within this report.

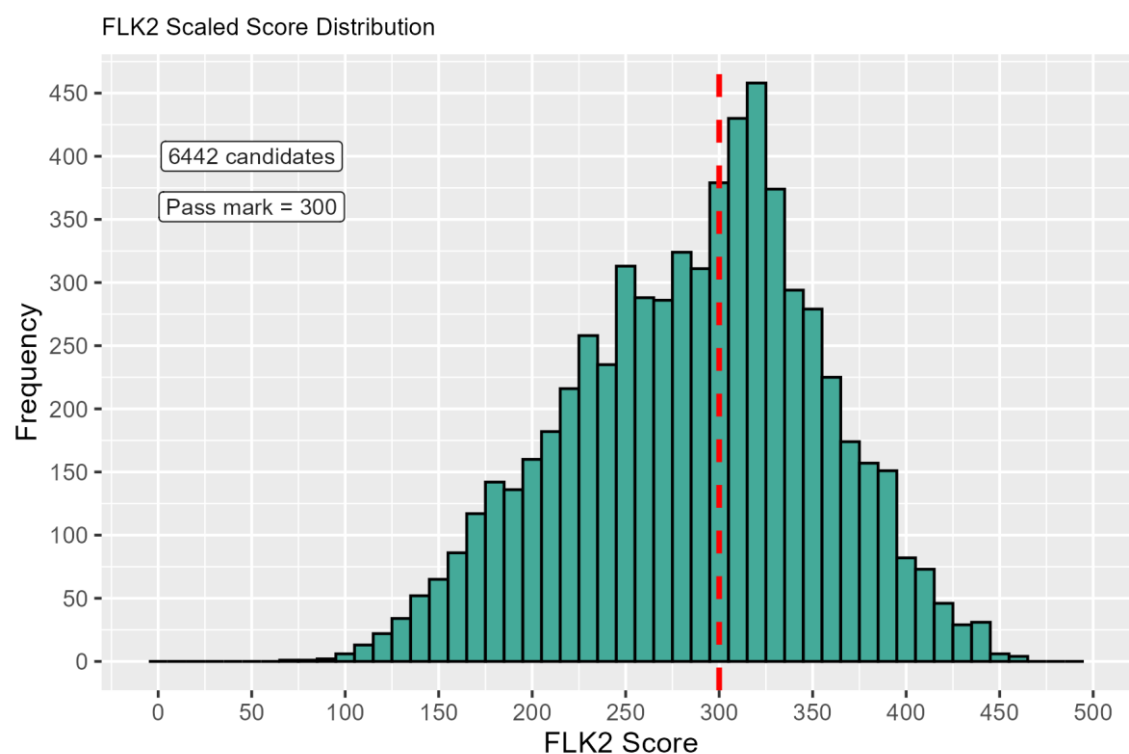
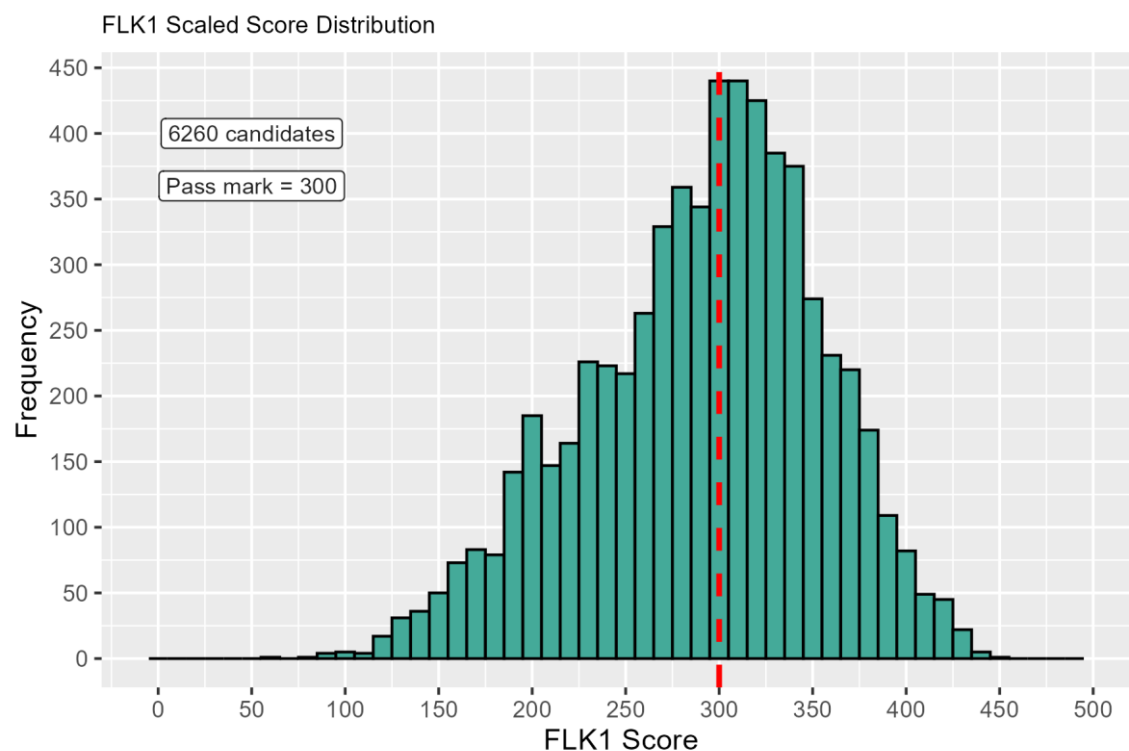
Descriptive Statistics

The following table shows the average (mean) score, the standard deviation, median score, minimum score, maximum score and range of observed scores for FLK1 and FLK2.

Statistic	FLK1	FLK2
Mean	291.3	287.3
SD	63.2	67.2
Median	300	294
Min	64	74
Max	454	459
Range	390	385

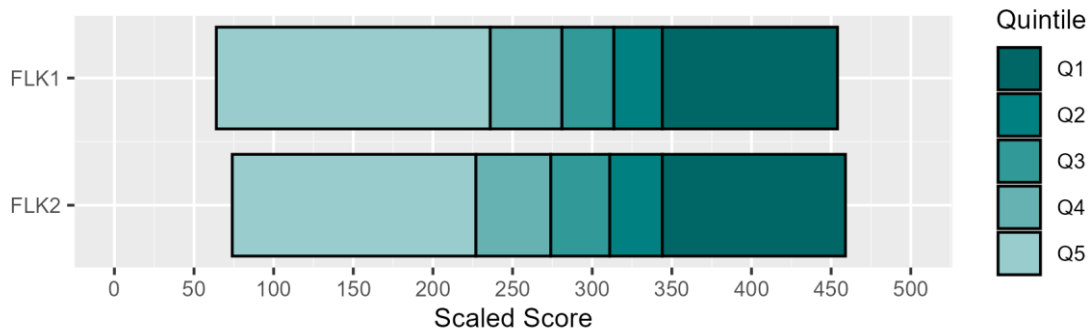
Score Distribution Charts

The following charts show the distribution of scores for FLK1 and FLK2, with a red line showing the passing score required for each assessment.



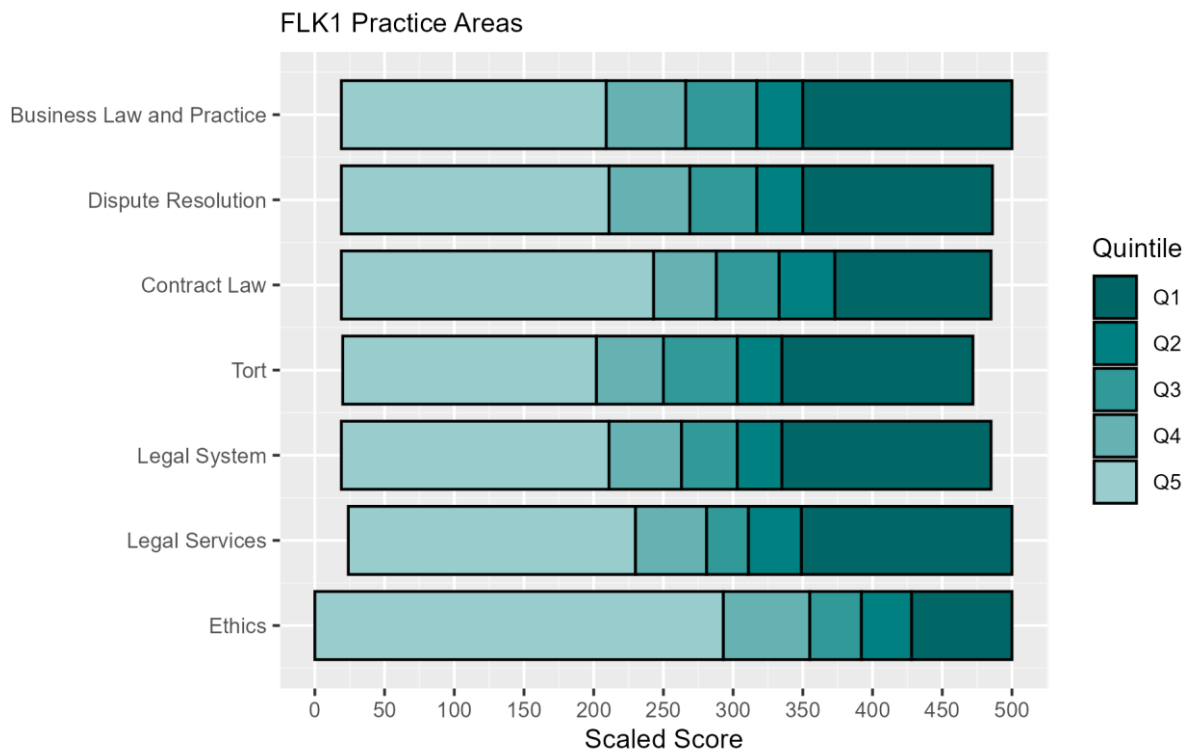
Score Quintile Chart

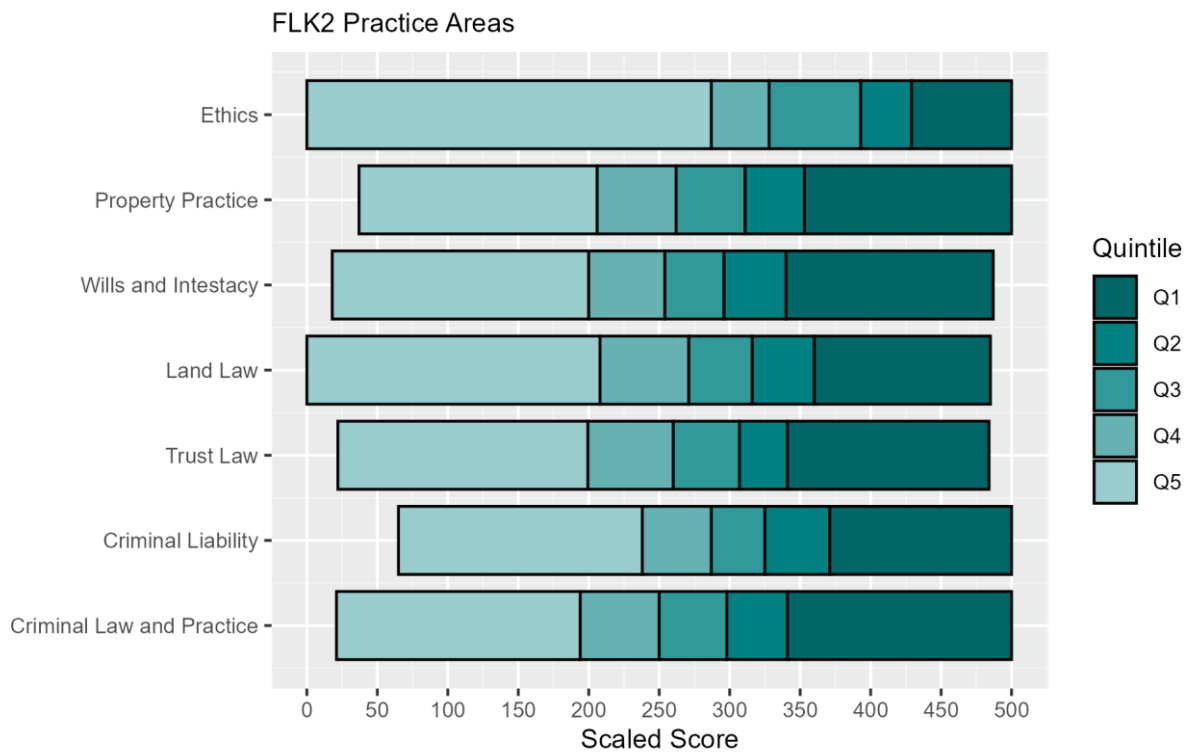
This chart shows the quintile score ranges for FLK1 and FLK2, with a minimum possible score of 0 and a maximum possible score of 500. A fifth of candidates fall within each quintile, with Q1 showing the top fifth and Q5 showing the bottom fifth of candidates.



Performance by Practice Area

These charts show the scores for the different practice areas within FLK1 and FLK2, with a minimum possible score of 0 and a maximum possible score of 500. A fifth of candidates fall within each quintile, with Q1 showing the top fifth and Q5 showing the bottom fifth of candidates.





Pass Rates

The SRA collects diversity and socio-economic data to help understand how candidates with different characteristics and backgrounds perform in the assessments. The data categories are consistent with data collected by the Office for National Statistics (ONS) and the Social Mobility Commission.

Based on responses to the online diversity survey, completed ahead of assessment registration, the following is provided in each table for FLK1 and FLK2:

- Proportion of candidates in each group (Candidates %)
- Average score within each group (Mean Score)
- Pass rate for each group (Pass Rate %)

The proportion of candidates along with the pass rate is also provided for SQE1.

These tables provide data for the first attempt candidates, with data not reported for groups with fewer than 10 candidates (rows in grey). The performance of all candidates, including resitting candidates, will be presented in the SQE Annual Report.

What is your ethnic group?

Response	FLK1			FLK2			SQE1	
	Candidates %	Mean Score	Pass Rate %	Candidates %	Mean Score	Pass Rate %	Candidates %	Pass Rate %
Asian / Asian British	28	284	48	28	276	42	28	39
Black / Black British	10	263	35	10	263	35	10	28
Mixed / multiple ethnic groups	4	303	59	4	301	56	4	51
Other ethnic group	7	281	46	7	270	39	7	35
White	43	310	62	43	308	60	43	55
Prefer not to say	8	297	55	8	286	48	8	45

Do you consider yourself to have a disability according to the definition in the Equality Act 2010?

Response	FLK1			FLK2			SQE1	
	Candidates %	Mean Score	Pass Rate %	Candidates %	Mean Score	Pass Rate %	Candidates %	Pass Rate %
Yes	8	293	52	7	290	52	7	46
No	86	294	53	87	289	49	87	45
Prefer not to say	6	307	62	6	301	59	6	54

What is your sex?

Response	FLK1			FLK2			SQE1	
	Candidates %	Mean Score	Pass Rate %	Candidates %	Mean Score	Pass Rate %	Candidates %	Pass Rate %
Female	64	290	50	64	287	48	64	43
Male	34	302	59	34	294	53	34	49
Other	-	-	-	-	-	-	-	-
Prefer not to say	2	325	74	2	317	66	2	64

What age category are you in?

Response	FLK1			FLK2			SQE1	
	Candidates %	Mean Score	Pass Rate %	Candidates %	Mean Score	Pass Rate %	Candidates %	Pass Rate %
16 - 24	36	294	53	36	294	53	36	48
25 - 34	46	300	57	46	293	52	46	47
35 - 44	13	285	48	13	275	42	13	38
45 - 54	4	273	37	4	265	33	4	29
55 - 64	<1	278	38	<1	269	25	<1	25
65 +	-	-	-	-	-	-	-	-
Prefer not to say	1	314	65	1	299	57	1	51

What is your religion or belief?

Response	FLK1			FLK2			SQE1	
	Candidates %	Mean Score	Pass Rate %	Candidates %	Mean Score	Pass Rate %	Candidates %	Pass Rate %
Buddhist	2	301	57	2	288	46	2	45
Christian	29	289	49	29	283	45	29	41
Hindu	5	273	42	5	265	35	5	33
Jewish	1	329	74	1	333	81	1	71
Muslim	13	264	35	12	258	32	12	29
Sikh	1	265	38	1	264	31	1	31
No religion or belief	34	312	64	35	310	62	35	56
Other	1	282	45	1	274	35	1	32
Prefer not to say	14	304	59	14	295	54	14	50

What is your highest level of education?

Response	FLK1			FLK2			SQE1	
	Candidates %	Mean Score	Pass Rate %	Candidates %	Mean Score	Pass Rate %	Candidates %	Pass Rate %
At least an undergraduate degree	92	296	54	92	291	51	92	46
Qualifications below degree level	1	278	38	1	274	35	1	32
No formal qualifications	-	-	-	-	-	-	-	-
Not applicable	3	280	42	3	270	38	3	33
Prefer not to say	4	297	51	4	285	47	4	44

What was your undergraduate degree classification?

Response	FLK1			FLK2			SQE1	
	Candidates %	Mean Score	Pass Rate %	Candidates %	Mean Score	Pass Rate %	Candidates %	Pass Rate %
1st	21	326	73	21	326	72	21	67
2:1	44	298	55	44	294	52	44	46
2:2	11	249	25	11	244	24	11	19
3rd	1	230	13	1	227	11	1	11
Commendation	<1	304	54	<1	280	54	<1	46
Distinction	2	297	59	2	286	49	2	45
Pass	3	244	29	3	236	28	3	26
Prefer not to say	4	289	52	4	273	39	4	38
Not applicable	14	294	52	14	282	45	14	41

Did either of your parents attend university by the time you were 18?

Response	FLK1			FLK2			SQE1	
	Candidates %	Mean Score	Pass Rate %	Candidates %	Mean Score	Pass Rate %	Candidates %	Pass Rate %
Yes, one or both of my parents attended university	52	303	59	52	298	55	52	51
No, neither of my parents attended university	35	286	48	35	283	46	35	41
Do not know / not sure	3	266	35	3	258	31	3	24
Prefer not to say	10	292	53	10	281	45	10	41

What was the occupation of your main household earner when you were aged about 14?

Response	FLK1			FLK2			SQE1	
	Candidates %	Mean Score	Pass Rate %	Candidates %	Mean Score	Pass Rate %	Candidates %	Pass Rate %
Professional background	53	302	58	53	297	54	53	50
Intermediate background	12	290	51	12	285	46	12	41
Working class background	14	285	48	14	285	47	14	41
Other background	3	279	43	3	275	42	3	37
Prefer not to say	18	289	50	18	279	45	18	41

Which type of school did you attend for the most time between the ages of 11 and 16?

Response	FLK1			FLK2			SQE1	
	Candidates %	Mean Score	Pass Rate %	Candidates %	Mean Score	Pass Rate %	Candidates %	Pass Rate %
State-run or state-funded school - non-selective	31	289	50	31	290	50	31	44
State-run or state-funded school - selective on academic, faith or other grounds	12	301	57	12	297	53	12	48
Independent or fee-paying school	10	309	62	10	310	61	10	56
Independent or fee-paying school, where I received a bursary covering 90% or more of my tuition	1	308	68	1	305	66	1	64
Attended school outside the UK	35	294	54	35	284	47	35	43
I don't know	1	247	33	1	244	22	1	22
Other	1	290	50	1	276	41	1	36
Prefer not to say	9	297	54	9	285	48	9	45

Have you undertaken any qualifying work experience?

Response	FLK1			FLK2			SQE1	
	Candidates %	Mean Score	Pass Rate %	Candidates %	Mean Score	Pass Rate %	Candidates %	Pass Rate %
Yes	51	299	56	51	292	52	51	47
No	48	292	51	48	288	48	48	44
Prefer not to say	1	283	50	1	275	41	1	38

Are you a qualified lawyer?

Response	FLK1			FLK2			SQE1	
	Candidates %	Mean Score	Pass Rate %	Candidates %	Mean Score	Pass Rate %	Candidates %	Pass Rate %
Yes	34	294	53	34	282	46	34	42
No	66	296	54	66	294	52	66	47
Prefer not to say	-	-	-	-	-	-	-	-

Please state what your first language is:

Response	FLK1			FLK2			SQE1	
	Candidates %	Mean Score	Pass Rate %	Candidates %	Mean Score	Pass Rate %	Candidates %	Pass Rate %
English	66	297	55	66	295	53	66	48
Other	32	293	52	32	281	45	32	41
Unknown	2	280	44	2	267	36	2	32
Prefer not to say	-	-	-	-	-	-	-	-