



Solicitors
Regulation
Authority

SQE1 January 2024 Statistical Report

15 April 2024

SQE1 January 2024 Assessment Report

The Solicitors Qualifying Examination (SQE) is a single rigorous assessment for all aspiring solicitors. It consists of two parts: SQE1, which tests candidates' functioning legal knowledge and SQE2 which tests candidates' practical legal skills and knowledge.

This report includes statistics that provide some simple feedback on the January 2024 SQE1 assessments and their performance. The table below shows the number of candidates, the passing scaled score, and the overall pass rate for FLK1 and FLK2. It also shows the number of candidates who sat both parts of SQE1 and their pass rate.

Statistic	FLK1	FLK2	SQE1
Passing Score	300	300	-
Candidates (All)	6204	6476	6061
Pass Rate (All Candidates)	63%	61%	56%
Candidates (First attempt only)	5613	5605	5580
Pass Rate (First attempt only)	66%	63%	59%

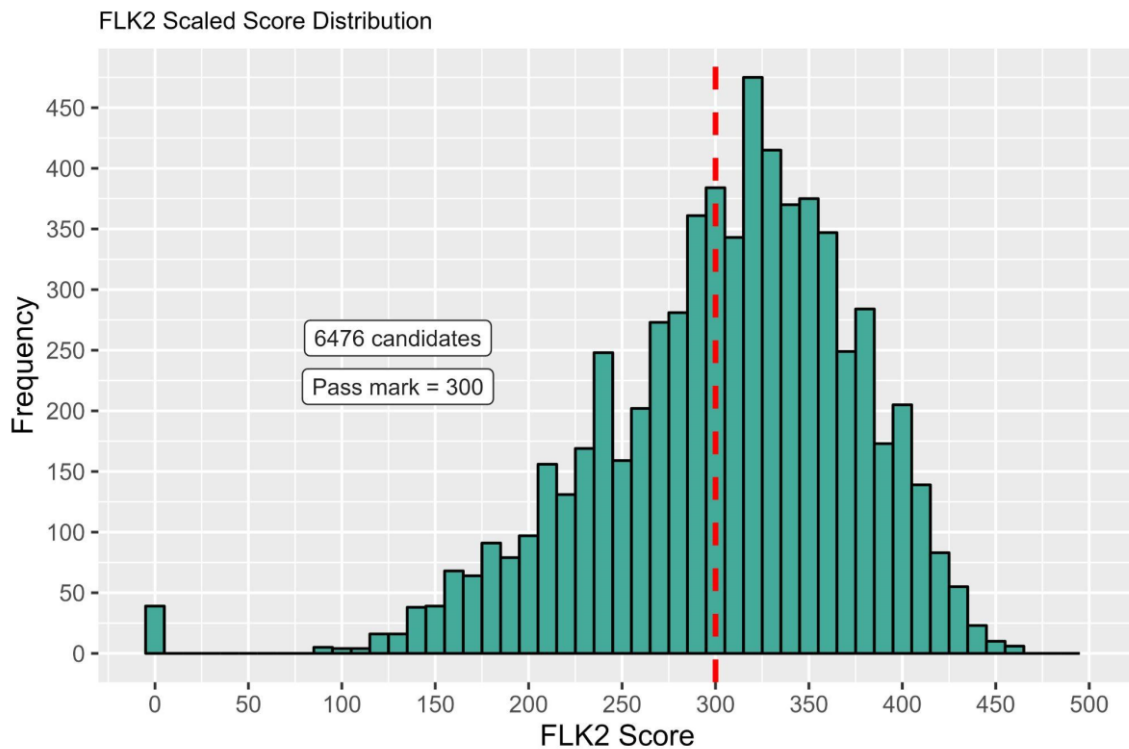
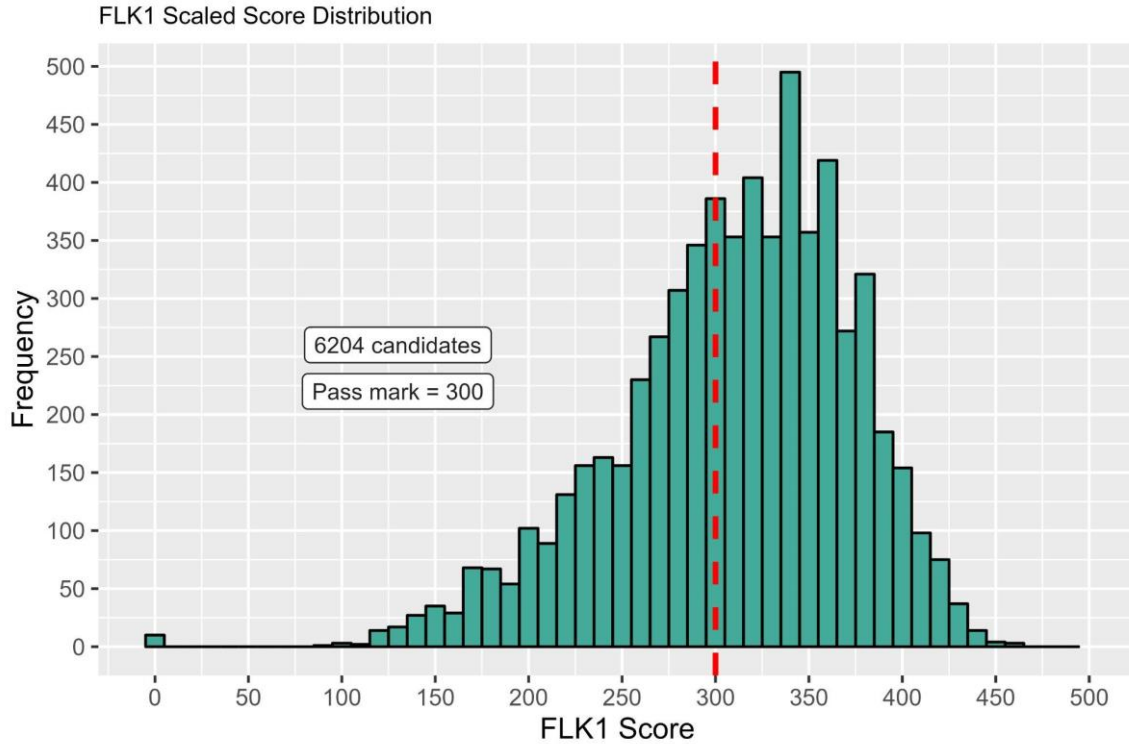
Descriptive Statistics

The following table shows the average (mean) score, the standard deviation, median score, minimum score, maximum score and range of observed scaled scores for FLK1 and FLK2.

Statistic	FLK1	FLK2
Mean	310.0	305.3
SD	63.1	70.1
Median	318	313
Min	0	0
Max	463	462
Range	463	462

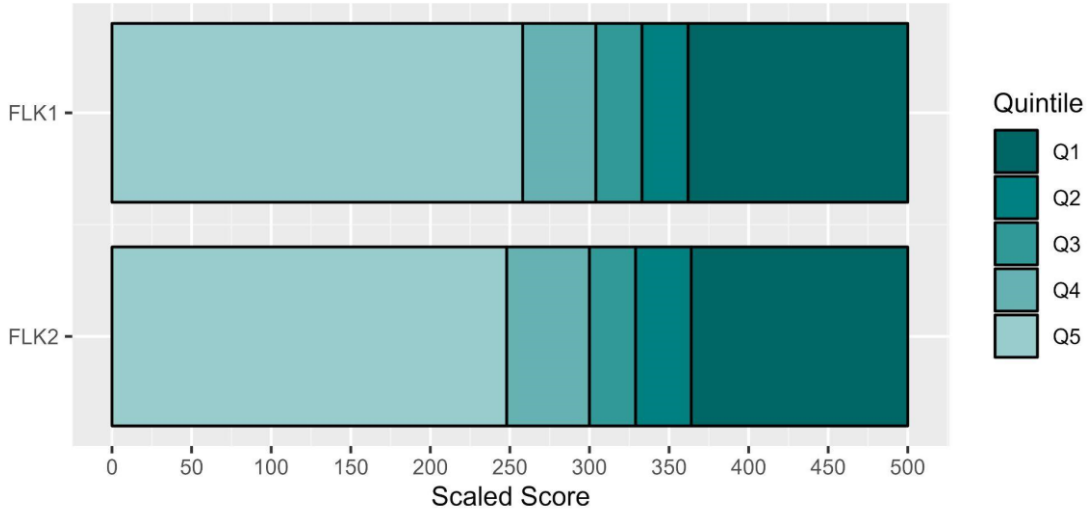
Score Distribution Charts

The following charts show the distribution of scaled scores for FLK1 and FLK2, with a red line showing the passing score required for each assessment.



Score Quintile Chart

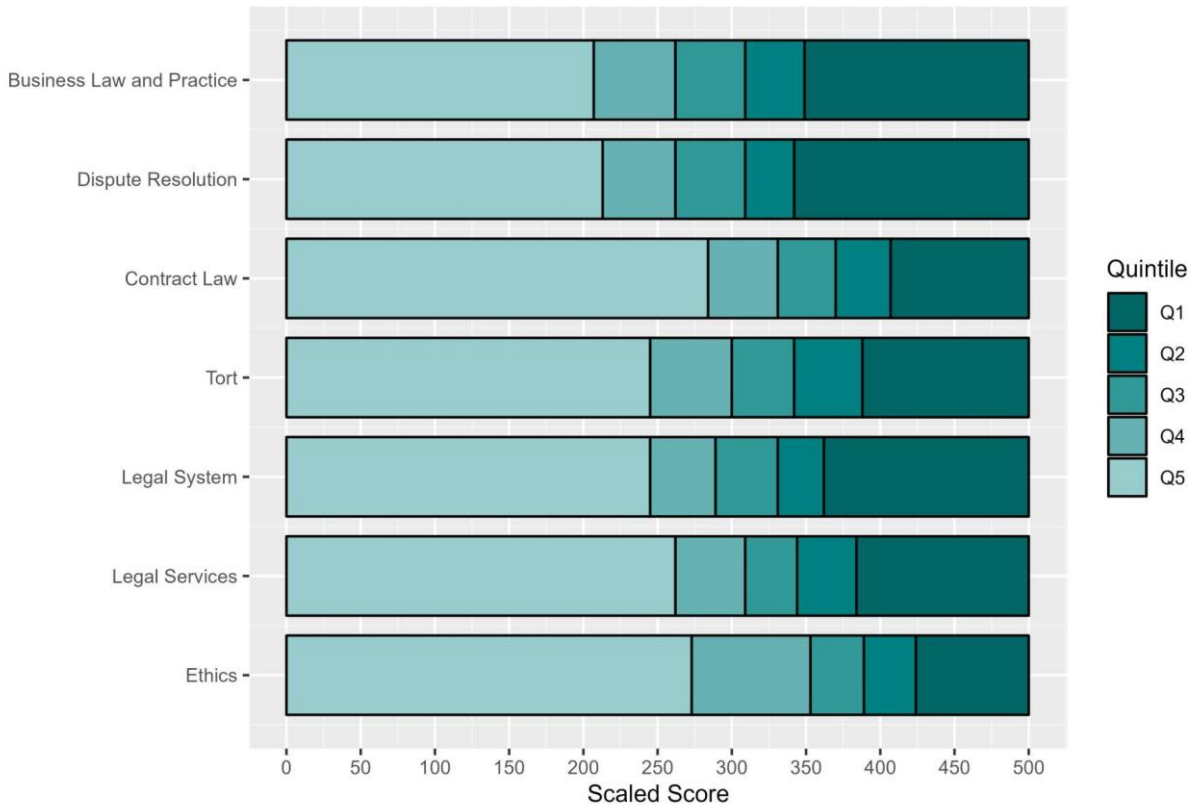
This chart shows the quintile score ranges for FLK1 and FLK2, with a minimum possible score of 0 and a maximum possible score of 500. A fifth of candidates fall within each quintile, with Q1 showing the top fifth and Q5 showing the bottom fifth of candidates.



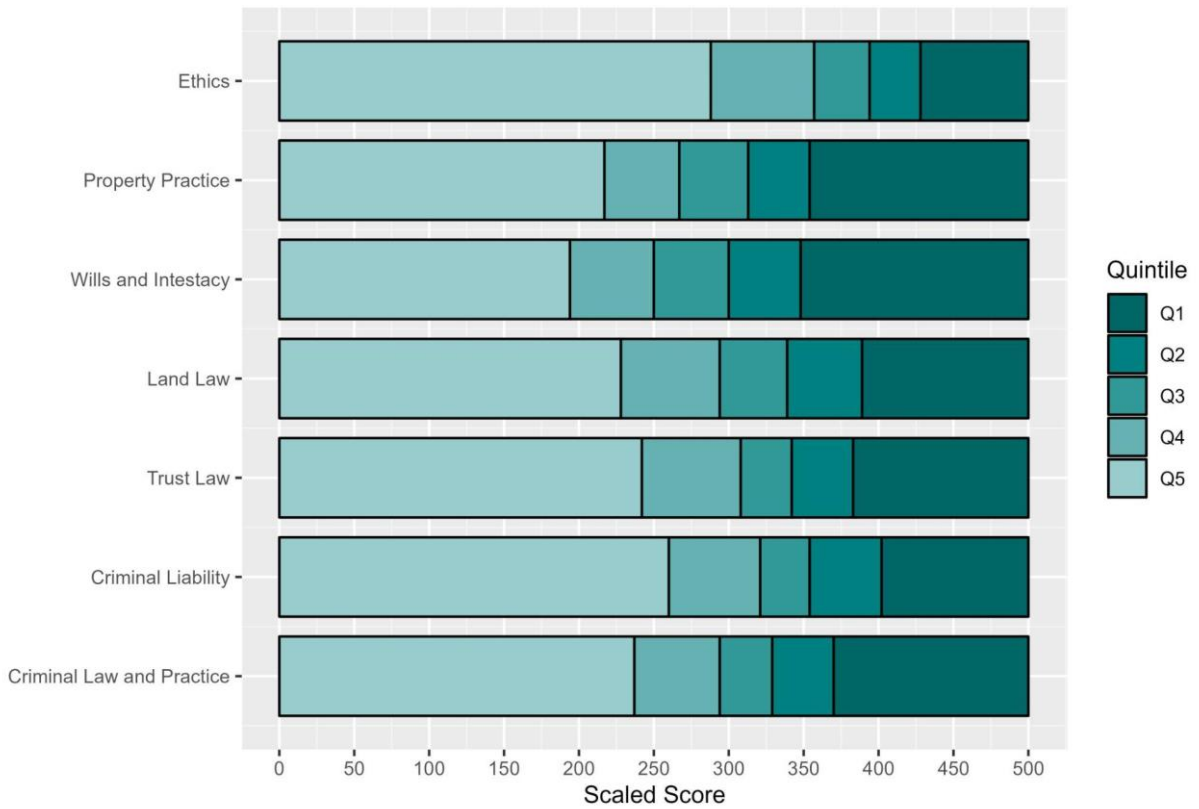
Performance by Practice Area

These charts show the scores for the different practice areas within FLK1 and FLK2, with a minimum possible score of 0 and a maximum possible score of 500. A fifth of candidates fall within each quintile, with Q1 showing the top fifth and Q5 showing the bottom fifth of candidates.

FLK1 Practice Areas



FLK2 Practice Areas



Pass Rates

The SRA collects diversity and socio-economic data to help understand how candidates with different characteristics and backgrounds perform in the assessments. The data categories are consistent with data collected by the Office for National Statistics (ONS) and the Social Mobility Commission.

Based on responses to the online diversity survey, completed ahead of assessment registration, the following is provided in each table for FLK1 and FLK2:

- Proportion of candidates in each group (Candidates %)
- Average scaled score within each group (Mean Score)
- Pass rate for each group (Pass Rate %)

The proportion of candidates along with the pass rate is also provided for SQE1.

These tables provide data for the first attempt candidates, with data not reported for groups with fewer than 10 candidates (rows in grey). Performance of all candidates, including resitting candidates, will be presented in the SQE Annual Report.

What is your ethnic group?

Response	FLK1			FLK2			SQE1	
	Candidates %	Mean Score	Pass Rate %	Candidates %	Mean Score	Pass Rate %	Candidates %	Pass Rate %
Asian / Asian British	28	301	59	28	291	54	28	51
Black / Black British	6	284	49	6	278	43	6	39
Mixed / multiple ethnic groups	5	314	65	5	309	63	5	57
Other ethnic group	6	290	50	6	281	47	6	42
White	49	328	75	49	327	73	49	69
Prefer not to say	6	310	64	6	302	59	6	56

Do you consider yourself to have a disability according to the definition in the Equality Act 2010?

Response	FLK1			FLK2			SQE1	
	Candidates %	Mean Score	Pass Rate %	Candidates %	Mean Score	Pass Rate %	Candidates %	Pass Rate %
Yes	8	317	68	8	311	64	8	58
No	86	313	66	86	308	63	86	59
Prefer not to say	6	320	70	6	314	68	6	63

What is your sex?

Response	FLK1			FLK2			SQE1	
	Candidates %	Mean Score	Pass Rate %	Candidates %	Mean Score	Pass Rate %	Candidates %	Pass Rate %
Female	63	308	63	63	306	61	63	56
Male	35	323	72	35	314	67	35	64
Other	-	-	-	-	-	-	-	-
Prefer not to say	2	322	69	2	311	65	2	62

What age category are you in?

Response	FLK1			FLK2			SQE1	
	Candidates %	Mean Score	Pass Rate %	Candidates %	Mean Score	Pass Rate %	Candidates %	Pass Rate %
16 - 24	50	316	67	50	316	66	50	62
25 - 34	38	314	68	38	306	63	38	58
35 - 44	9	305	61	9	290	53	9	50
45 - 54	2	291	56	2	270	44	2	43
55 - 64	<1	264	42	<1	243	33	<1	33
65 +	-	-	-	-	-	-	-	-
Prefer not to say	1	312	66	1	305	62	1	60

What is your religion or belief?

Response	FLK1			FLK2			SQE1	
	Candidates %	Mean Score	Pass Rate %	Candidates %	Mean Score	Pass Rate %	Candidates %	Pass Rate %
Buddhist	1	312	65	1	303	58	1	53
Christian	29	309	63	29	305	60	29	55
Hindu	4	287	51	4	273	48	4	44
Jewish	1	331	84	1	328	79	1	79
Muslim	10	275	41	10	268	39	10	35
Sikh	1	281	47	1	283	49	1	44
No religion or belief	40	329	76	40	326	73	40	69
Other	1	306	62	1	305	60	1	50
Prefer not to say	13	319	69	13	309	64	13	61

What is your highest level of education?

Response	FLK1			FLK2			SQE1	
	Candidates %	Mean Score	Pass Rate %	Candidates %	Mean Score	Pass Rate %	Candidates %	Pass Rate %
At least an undergraduate degree	94	315	67	94	310	64	94	60
Qualifications below degree level	1	297	57	1	284	54	1	48
No formal qualifications	-	-	-	-	-	-	-	-
Not applicable	2	277	51	2	265	31	2	30
Prefer not to say	3	306	68	3	298	61	3	57

What was your undergraduate degree classification?

Response	FLK1			FLK2			SQE1	
	Candidates %	Mean Score	Pass Rate %	Candidates %	Mean Score	Pass Rate %	Candidates %	Pass Rate %
1st	27	344	82	27	343	82	27	78
2:1	46	310	64	46	307	62	46	57
2:2	8	260	33	8	248	30	8	26
3rd	<1	225	17	<1	203	4	<1	4
Commendation	<1	294	56	<1	294	61	<1	50
Distinction	2	317	70	2	299	61	2	60
Pass	2	279	46	1	259	40	1	36
Prefer not to say	3	300	59	3	286	52	3	48
Not applicable	12	308	67	13	296	57	13	54

Did either of your parents attend university by the time you were 18?

Response	FLK1			FLK2			SQE1	
	Candidates %	Mean Score	Pass Rate %	Candidates %	Mean Score	Pass Rate %	Candidates %	Pass Rate %
Yes, one or both of my parents attended university	57	322	71	57	317	68	57	64
No, neither of my parents attended university	32	303	59	32	299	57	32	52
Do not know / not sure	2	279	47	2	267	40	2	33
Prefer not to say	9	310	65	9	301	60	9	57

What was the occupation of your main household earner when you were aged about 14?

Response	FLK1			FLK2			SQE1	
	Candidates %	Mean Score	Pass Rate %	Candidates %	Mean Score	Pass Rate %	Candidates %	Pass Rate %
Professional background	58	321	70	58	317	67	58	63
Intermediate background	11	304	60	11	298	59	11	54
Working class background	12	306	60	12	300	59	12	54
Other background	3	300	59	3	293	55	3	48
Prefer not to say	16	303	61	16	296	55	16	52

Which type of school did you attend for the most time between the ages of 11 and 16?

Response	FLK1			FLK2			SQE1	
	Candidates %	Mean Score	Pass Rate %	Candidates %	Mean Score	Pass Rate %	Candidates %	Pass Rate %
State-run or state-funded school - non-selective	29	312	65	29	310	65	29	59
State-run or state-funded school - selective on academic, faith or other grounds	15	318	67	14	314	65	14	61
Independent or fee-paying school	14	328	73	14	329	73	14	68
Independent or fee-paying school, where I received a bursary covering 90% or more of my tuition	1	333	83	1	325	76	1	74
Attended school outside the UK	32	309	64	32	299	58	32	54
I don't know	1	277	54	1	282	38	1	38
Other	<1	310	64	<1	307	64	<1	57
Prefer not to say	8	309	66	9	300	60	9	56

Have you undertaken any Qualifying Work Experience?

Response	FLK1			FLK2			SQE1	
	Candidates %	Mean Score	Pass Rate %	Candidates %	Mean Score	Pass Rate %	Candidates %	Pass Rate %
Yes	36	308	63	36	299	58	36	54
No	61	317	68	61	315	66	61	62
Prefer not to say	3	309	66	3	301	58	3	53

Are you a qualified lawyer?

Response	FLK1			FLK2			SQE1	
	Candidates %	Mean Score	Pass Rate %	Candidates %	Mean Score	Pass Rate %	Candidates %	Pass Rate %
Yes	25	309	66	25	295	56	25	53
No	75	316	67	75	314	66	75	61
Prefer not to say	-	-	-	-	-	-	-	-

Please state what your first language is:

Response	FLK1			FLK2			SQE1	
	Candidates %	Mean Score	Pass Rate %	Candidates %	Mean Score	Pass Rate %	Candidates %	Pass Rate %
English	66	318	69	66	317	68	66	63
Other	26	306	61	26	293	55	26	51
Not applicable	8	305	62	8	294	53	8	50
Prefer not to say	-	-	-	-	-	-	-	-