



Solicitors
Regulation
Authority

SQE1 January 2023 Statistical Report

28 March 2023

SQE1 January 2023 Assessment Report

The Solicitors Qualifying Examination (SQE) is a single rigorous assessment for all aspiring solicitors. It consists of two parts: SQE1 which tests candidates' functioning legal knowledge and SQE2 which tests candidates' practical legal skills.

This report includes statistics that provide some simple feedback on the January 2023 SQE1 assessments and their performance. The table below shows the number of candidates, the passing score, and the overall pass rate for FLK1 and FLK2. It also shows the number of candidates who sat both parts of SQE1 and their pass rate.

Statistic	FLK1	FLK2	SQE1 overall
Passing Score	57%	56%	-
Candidates (All)	3103	3253	3031
Pass Rate (All candidates)	59%	56%	51%
Candidates (First attempt only)	2856	2870	2827
Pass Rate (First attempt only)	62%	58%	54%

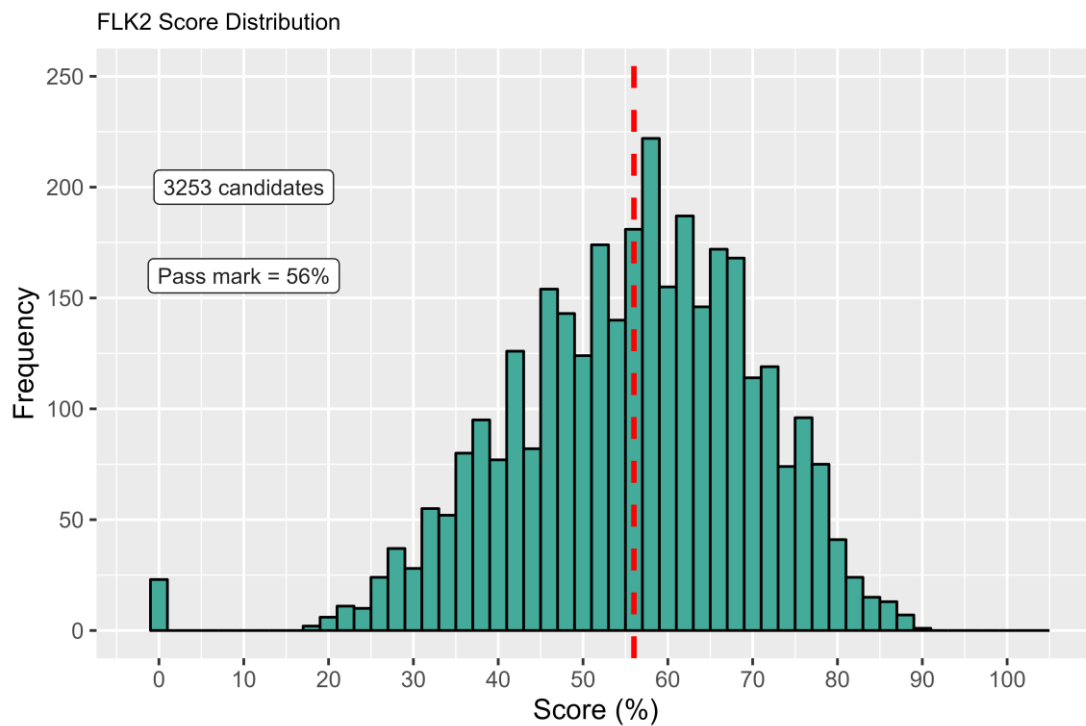
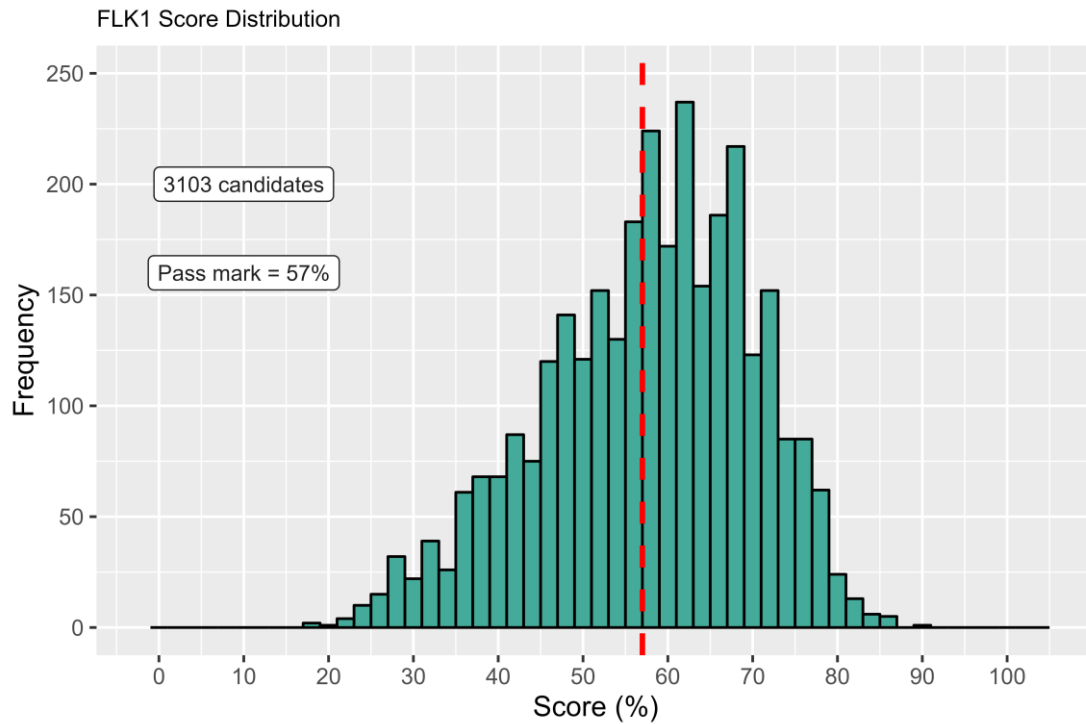
Descriptive Statistics

The following table shows the average (mean) score, the standard deviation, median, minimum, maximum and range of observed scores for FLK1 and FLK2.

Statistic	FLK1	FLK2
Mean %	58.0	56.3
Std. Dev %	12.4	14.3
Median %	59	58
Min %	19	0
Max %	90	90
Range %	71	90

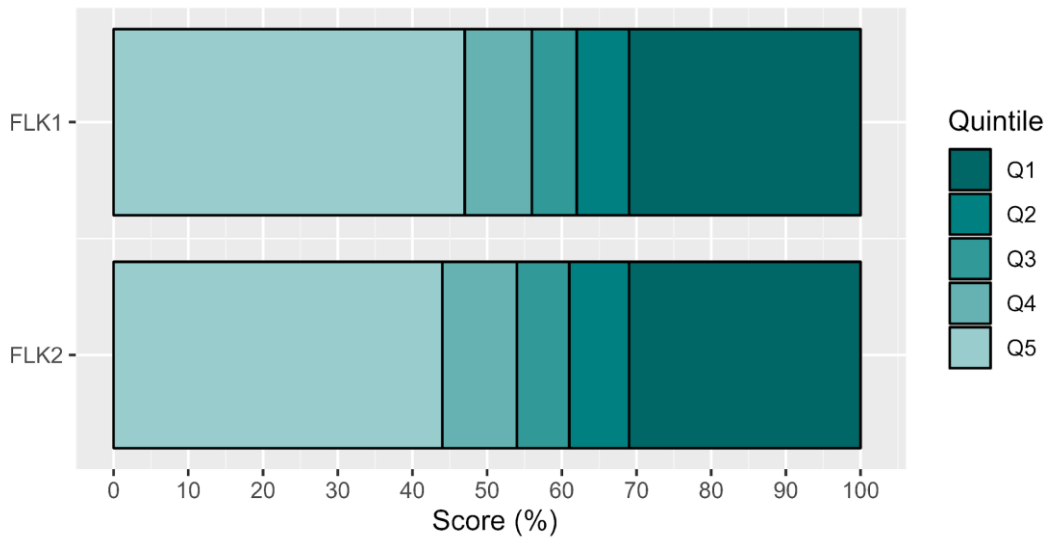
Score Distribution Charts

These charts show the distribution of scores for FLK1 and FLK2, with a red line showing the passing score required for each assessment.



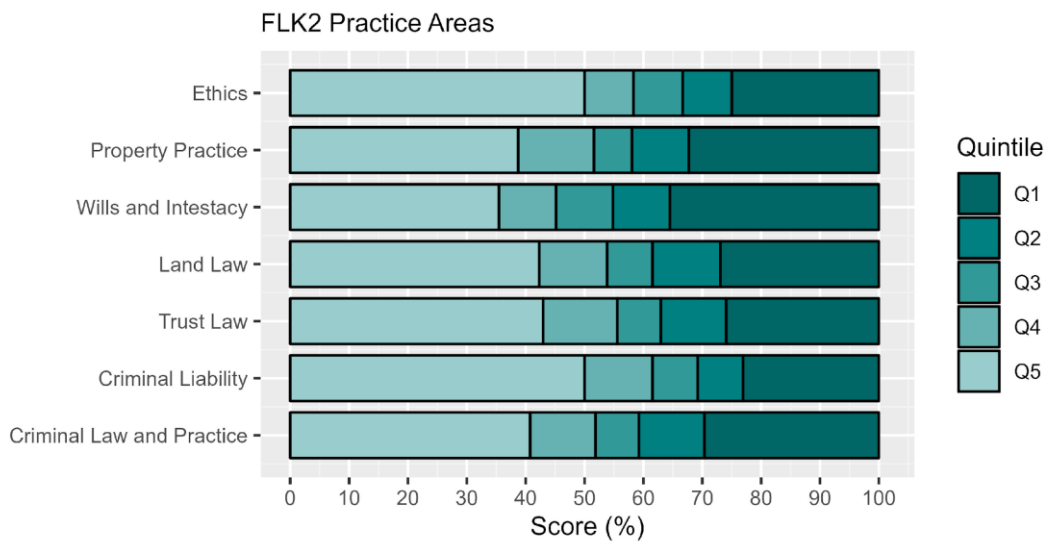
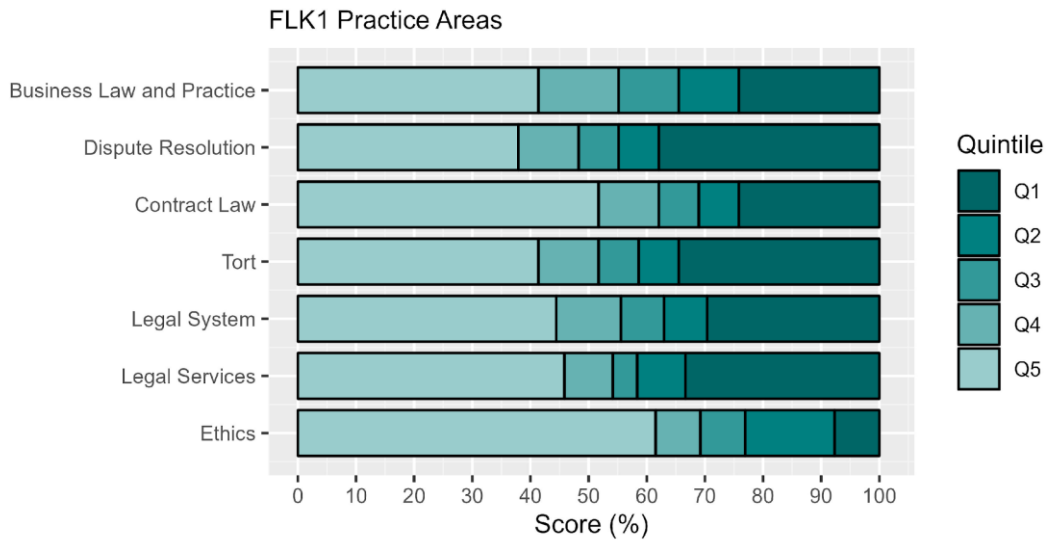
Score Quintile Chart

This chart shows the quintile score ranges for FLK1 and FLK2, with a minimum possible score of 0% and a maximum possible score of 100%. A fifth of candidates fall within each quintile, with Q1 showing the top fifth and Q5 showing the bottom fifth of candidates.



Performance by Practice Area

These charts show the scores for the different practice areas within FLK1 and FLK2, with a minimum possible score of 0% and a maximum possible score of 100%. A fifth of candidates fall within each quintile, with Q1 showing the top fifth and Q5 showing the bottom fifth of candidates.



Pass Rates

The SRA collects diversity and socio-economic data to help understand how candidates with different characteristics and backgrounds perform in the assessments. The data categories are consistent with data collected by the Office for National Statistics (ONS) and the Social Mobility Commission.

Based on responses to the online diversity survey, completed ahead of assessment registration, the following is provided in each table for FLK1 and FLK2:

- Proportion of candidates in each group (Candidates %)
- Average score within each group (Mean Score %)
- Pass rate for each group (Pass Rate %)

The proportion of candidates along with the pass rate is also provided for SQE1.

These tables provide data for the first attempt candidates, with data not reported for groups with fewer than 10 candidates (rows in grey). Performance of all candidates, including resitting candidates, will be presented in the SQE Annual Report.

What is your ethnic group?	FLK1			FLK2			SQE1	
	Candidates %	Mean Score %	Pass Rate %	Candidates %	Mean Score %	Pass Rate %	Candidates %	Pass Rate %
Asian / Asian British	31	57	55	31	55	51	32	47
Black / Black British	5	51	35	5	49	34	5	29
Mixed / multiple ethnic groups	3	59	61	4	57	57	3	54
Other ethnic group	6	55	50	6	51	41	6	38
White	46	61	70	46	60	68	46	63
Prefer not to say	9	59	67	8	56	58	8	57

Do you consider yourself to have a disability according to the definition in the Equality Act 2010?	FLK1			FLK2			SQE1	
	Candidates %	Mean Score %	Pass Rate %	Candidates %	Mean Score %	Pass Rate %	Candidates %	Pass Rate %
Yes	6	60	65	6	59	64	6	58
No	89	58	61	89	57	57	89	53
Prefer not to say	5	61	73	5	59	64	5	63

What is your sex?	FLK1			FLK2			SQE1	
	Candidates %	Mean Score %	Pass Rate %	Candidates %	Mean Score %	Pass Rate %	Candidates %	Pass Rate %
Female	63	58	60	63	57	57	63	53
Male	35	60	65	35	58	59	35	55
Other	-	-	-	-	-	-	-	-
Prefer not to say	2	60	68	2	60	64	2	62

What is your religion or belief?	FLK1			FLK2			SQE1	
	Candidates %	Mean Score %	Pass Rate %	Candidates %	Mean Score %	Pass Rate %	Candidates %	Pass Rate %
Buddhist	1	58	60	1	56	53	1	53
Christian	28	58	61	28	57	56	28	52
Hindu	5	54	42	5	50	38	5	36
Jewish	1	65	86	1	64	77	1	76
Muslim	10	49	31	10	47	27	10	22
No religion or belief	39	61	70	39	60	69	39	63
Sikh	1	54	43	1	51	27	1	23
Other	1	54	54	1	52	46	1	44
Prefer not to say	14	60	68	14	58	62	14	60

What age category are you in?	FLK1			FLK2			SQE1	
	Candidates %	Mean Score %	Pass Rate %	Candidates %	Mean Score %	Pass Rate %	Candidates %	Pass Rate %
16 - 24	36	58	60	36	58	60	36	55
25 - 34	47	59	64	47	57	60	47	55
35 - 44	11	58	59	11	54	50	11	46
45 - 54	3	56	57	3	52	42	3	41
55 - 64	1	48	26	1	46	16	1	16
65 +	-	-	-	-	-	-	-	-
Prefer not to say	2	62	72	2	62	69	2	64

Did either of your parents attend university by the time you were 18?	FLK1			FLK2			SQE1	
	Candidates %	Mean Score %	Pass Rate %	Candidates %	Mean Score %	Pass Rate %	Candidates %	Pass Rate %
Yes, one or both of my parents attended university	54	60	66	54	58	62	54	58
No, neither of my parents attended university	34	57	54	34	54	52	34	45
Do not know / not sure	2	53	44	2	53	50	2	43
Prefer not to say	10	60	68	10	58	61	10	60

Have you undertaken any qualified work experience?	FLK1			FLK2			SQE1	
	Candidates %	Mean Score %	Pass Rate %	Candidates %	Mean Score %	Pass Rate %	Candidates %	Pass Rate %
Yes	43	58	60	43	55	54	43	49
No	32	59	60	32	58	60	32	55
Prefer not to say	25	60	67	25	58	63	25	59

What is your highest level of education?	FLK1			FLK2			SQE1	
	Candidates %	Mean Score %	Pass Rate %	Candidates %	Mean Score %	Pass Rate %	Candidates %	Pass Rate %
At least an undergraduate degree	92	59	62	92	57	58	92	54
Qualifications below degree level	2	59	62	2	59	72	2	52
Prefer not to say	4	59	62	4	57	58	4	53
Not applicable	2	55	48	2	50	41	2	40

What was your undergraduate degree classification?	FLK1			FLK2			SQE1	
	Candidates %	Mean Score %	Pass Rate %	Candidates %	Mean Score %	Pass Rate %	Candidates %	Pass Rate %
1st	22	64	80	22	64	77	22	73
2:1	41	58	60	41	57	58	41	52
2:2	11	49	31	11	46	27	11	23
3rd	1	47	17	1	45	17	1	13
Commendation	-	-	-	-	-	-	-	-
Distinction	2	59	62	2	56	54	2	52
Pass	1	53	49	1	48	36	1	32
Prefer not to say	5	58	63	5	55	52	5	51
Not applicable	17	59	65	17	57	61	17	56

Are you a qualified lawyer?	FLK1			FLK2			SQE1	
	Candidates %	Mean Score %	Pass Rate %	Candidates %	Mean Score %	Pass Rate %	Candidates %	Pass Rate %
Yes	33	60	68	33	57	60	33	57
No	67	58	59	67	57	57	67	52
Prefer not to say	-	-	-	-	-	-	-	-

Which type of school did you attend for the most time between the ages of 11 and 16?	FLK1			FLK2			SQE1	
	Candidates %	Mean Score %	Pass Rate %	Candidates %	Mean Score %	Pass Rate %	Candidates %	Pass Rate %
State-run or state-funded school - non-selective	27	58	59	27	56	57	27	51
State-run or state-funded school - selective on academic, faith or other grounds	13	59	60	13	58	60	13	55
Independent or fee-paying school	13	61	67	13	60	66	13	61
Independent or fee-paying school where I received a bursary covering 90% or more of my tuition	-	-	-	-	-	-	-	-
Attended school outside the UK	38	58	61	38	56	55	38	52
I don't know	-	-	-	-	-	-	-	-
Other	-	-	-	-	-	-	-	-
Prefer not to say	9	60	70	9	58	63	9	61

What was the occupation of your main household earner when you were aged about 14?	FLK1			FLK2			SQE1	
	Candidates %	Mean Score %	Pass Rate %	Candidates %	Mean Score %	Pass Rate %	Candidates %	Pass Rate %
Professional background	54	60	64	54	58	62	54	56
Intermediate background	11	57	58	11	55	51	11	46
Working class background	13	57	57	13	55	54	13	48
Other background	4	56	56	4	55	56	4	50
Prefer not to say	18	58	62	18	56	56	18	55