



Solicitors
Regulation
Authority

SQE1 January 2026 Statistical Report

31 March 2026

SQE1 January 2026 Assessment Report

The Solicitors Qualifying Examination (SQE) is a single rigorous assessment for all aspiring solicitors. It consists of two parts: SQE1, which tests candidates' functioning legal knowledge and SQE2 which tests candidates' practical legal skills and knowledge.

This report includes statistics that provide some simple feedback on the January 2026 SQE1 assessments and their performance. The table below shows the number of candidates, the passing score, and the overall pass rate for FLK1 and FLK2. It also shows the number of candidates who sat both parts of SQE1 and their pass rate.

Statistic	FLK1	FLK2	SQE1
Passing Score	300	300	-
Candidates (All)	8287	8501	7918
Candidates who did not sit*	15	40	55
Candidates (Graded)	8272	8461	7863
Pass Rate (All Candidates)	62%	57%	53%
Candidates (First attempt only)	6862	6834	6760
Pass Rate (First attempt only)	65%	61%	58%

*Candidates who used an attempt but did not sit one of the assessments (with no mitigating circumstances). These candidates are no longer included in the pass rates and statistics within this report.

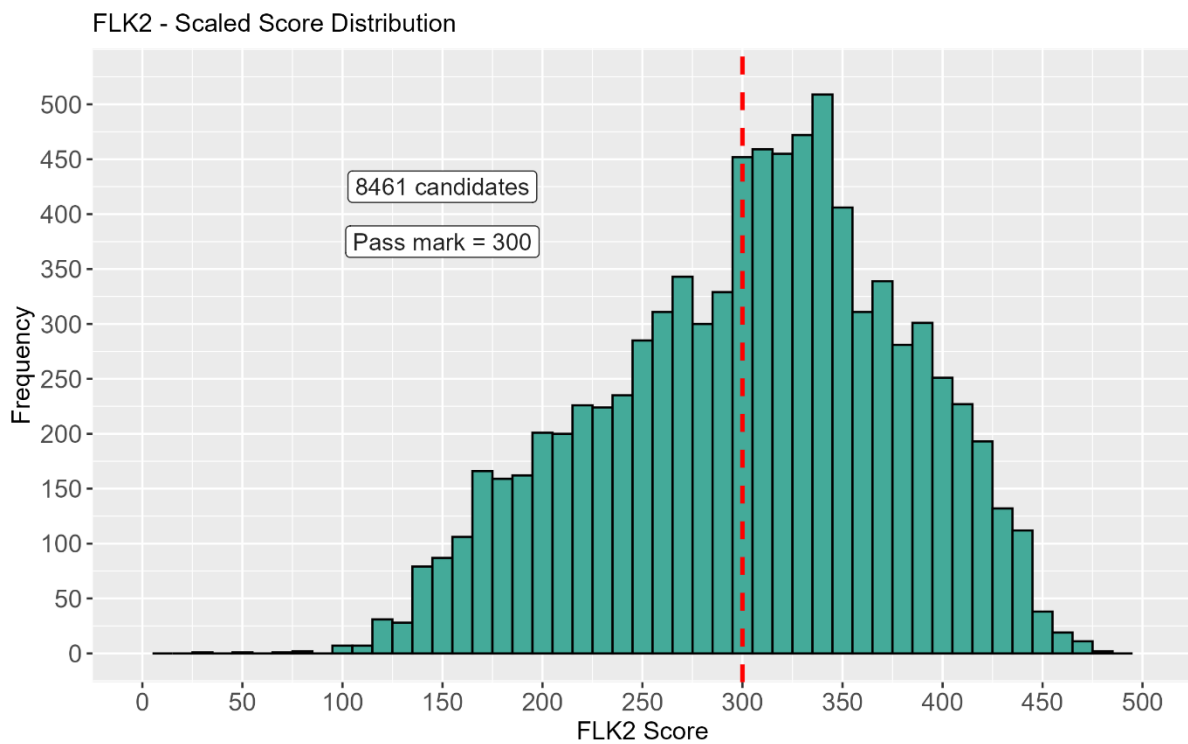
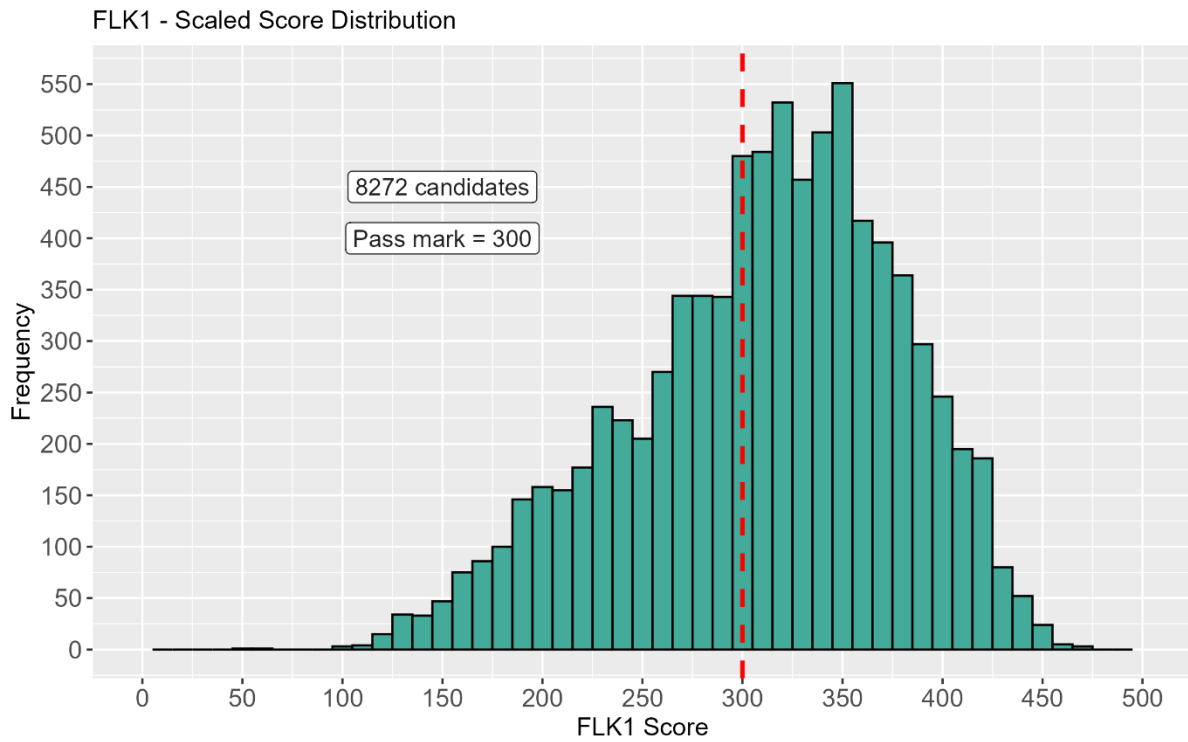
Descriptive Statistics

The following table shows the average (mean) score, the standard deviation, median score, minimum score, maximum score and range of observed scores for FLK1 and FLK2.

Statistic	FLK1	FLK2
Mean	311.2	304.3
SD	67.7	75.3
Median	319	312
Min	52	34
Max	471	476
Range	419	442

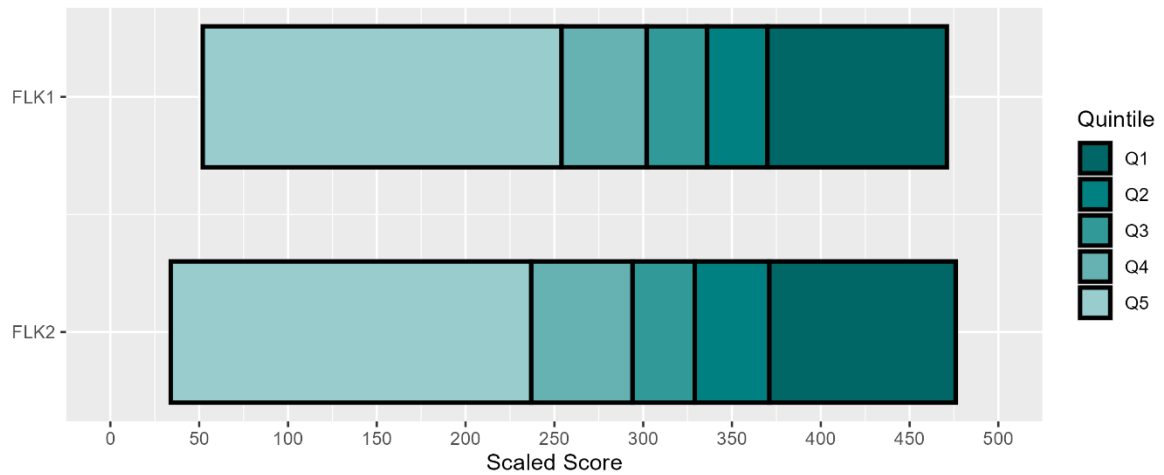
Score Distribution Charts

The following charts show the distribution of scores for FLK1 and FLK2, with a red line showing the passing score required for each assessment.



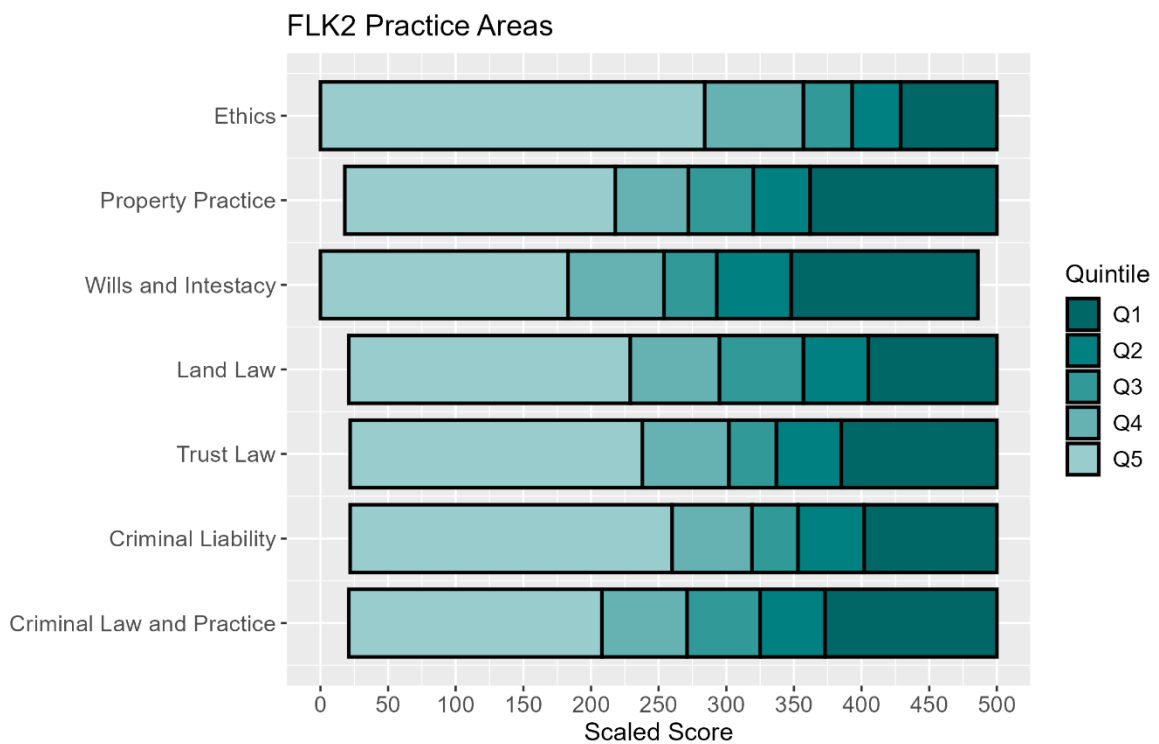
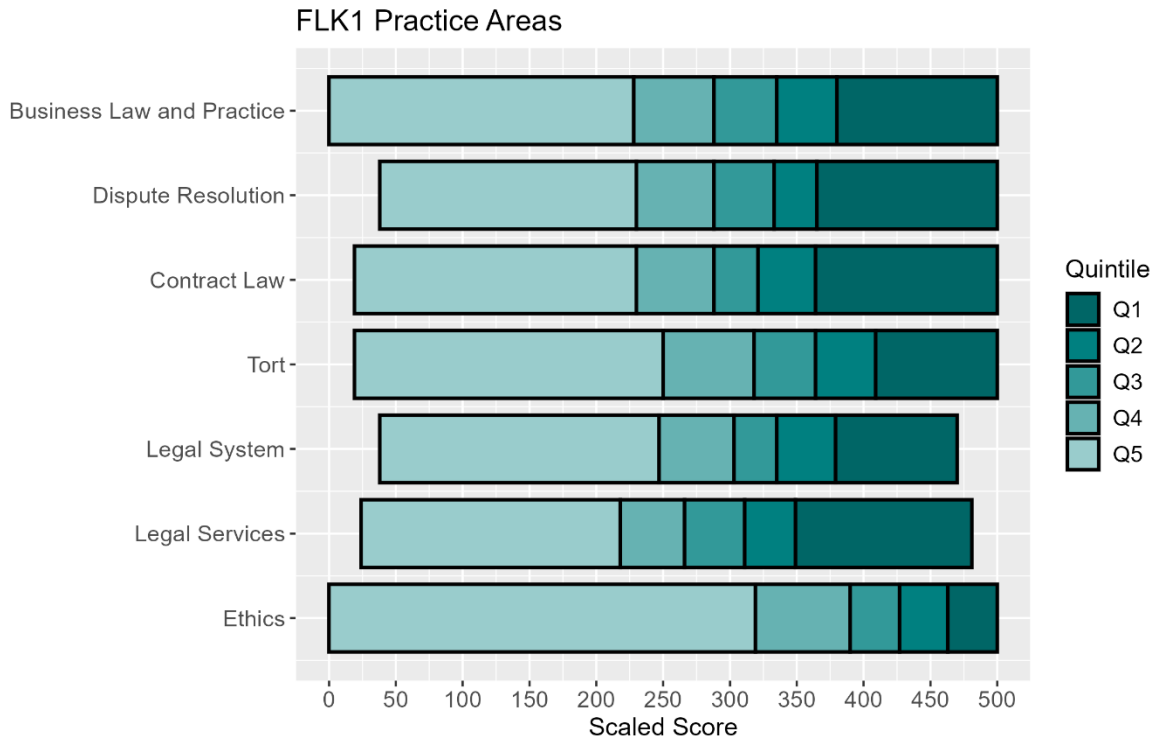
Score Quintile Chart

This chart shows the quintile score ranges for FLK1 and FLK2, with a minimum possible score of 0 and a maximum possible score of 500. A fifth of candidates fall within each quintile, with Q1 showing the top fifth and Q5 showing the bottom fifth of candidates.



Performance by Practice Area

These charts show the scores for the different practice areas within FLK1 and FLK2, with a minimum possible score of 0 and a maximum possible score of 500. A fifth of candidates fall within each quintile, with Q1 showing the top fifth and Q5 showing the bottom fifth of candidates.



Pass Rates

The SRA collects diversity and socio-economic data to help understand how candidates with different characteristics and backgrounds perform in the assessments. The data categories are consistent with data collected by the Office for National Statistics (ONS) and the Social Mobility Commission.

Based on responses to the online diversity survey, completed ahead of assessment registration, the following is provided in each table for FLK1 and FLK2:

- Proportion of candidates in each group (Candidates %)
- Average score within each group (Mean Score)
- Pass rate for each group (Pass Rate %)

The proportion of candidates along with the pass rate is also provided for SQE1.

These tables provide data for the first attempt candidates, with data not reported for groups with fewer than 10 candidates (rows in grey). The performance of all candidates, including resitting candidates, will be presented in the SQE Annual Report.

What is your ethnic group?

Response	FLK1			FLK2			SQE1	
	Candidates %	Mean Score	Pass Rate %	Candidates %	Mean Score	Pass Rate %	Candidates %	Pass Rate %
Asian / Asian British	25	298	55	25	289	50	25	47
Black / Black British	7	282	46	7	275	42	7	38
Mixed / multiple ethnic groups	6	327	70	6	323	67	6	64
Other ethnic group	6	290	52	6	280	45	6	41
White	50	332	74	50	328	70	50	67
Prefer not to say	6	320	64	6	307	58	6	55

Do you consider yourself to have a disability according to the definition in the Equality Act 2010?

Response	FLK1			FLK2			SQE1	
	Candidates %	Mean Score	Pass Rate %	Candidates %	Mean Score	Pass Rate %	Candidates %	Pass Rate %
Yes	10	321	68	10	315	62	10	61
No	85	315	64	85	308	60	85	57
Prefer not to say	5	332	73	5	327	69	5	66

What is your sex?

Response	FLK1			FLK2			SQE1	
	Candidates %	Mean Score	Pass Rate %	Candidates %	Mean Score	Pass Rate %	Candidates %	Pass Rate %
Female	64	312	63	64	307	60	64	56
Male	34	323	68	34	314	62	34	60
Other	-	-	-	-	-	-	-	-
Prefer not to say	2	341	83	2	332	74	2	73

What age category are you in?

Response	FLK1			FLK2			SQE1	
	Candidates %	Mean Score	Pass Rate %	Candidates %	Mean Score	Pass Rate %	Candidates %	Pass Rate %
16 - 24	52	322	67	53	320	66	53	62
25 - 34	35	316	67	35	306	60	35	57
35 - 44	9	297	55	9	282	43	9	41
45 - 54	2	276	43	2	262	33	2	31
55 - 64	1	257	39	<1	242	22	<1	20
65 +	-	-	-	-	-	-	-	-
Prefer not to say	1	321	76	1	305	56	1	54

What is your religion or belief?

Response	FLK1			FLK2			SQE1	
	Candidates %	Mean Score	Pass Rate %	Candidates %	Mean Score	Pass Rate %	Candidates %	Pass Rate %
Buddhist	1	309	60	1	302	54	1	52
Christian	28	309	61	28	303	56	28	53
Hindu	5	292	49	5	280	45	5	42
Jewish	1	352	83	1	347	75	1	77
Muslim	11	277	43	11	267	39	11	35
Sikh	2	298	50	2	293	52	2	47
No religion or belief	38	333	76	38	329	71	38	68
Other	1	301	55	1	289	47	1	42
Prefer not to say	13	325	71	13	318	65	13	62

What is your highest level of education?

Response	FLK1			FLK2			SQE1	
	Candidates %	Mean Score	Pass Rate %	Candidates %	Mean Score	Pass Rate %	Candidates %	Pass Rate %
At least an undergraduate degree	94	318	66	94	312	61	94	59
Qualifications below degree level	1	290	49	1	280	44	1	35
No formal qualifications	-	-	-	-	-	-	-	-
Not applicable	2	284	48	2	267	37	2	36
Prefer not to say	3	310	61	3	300	57	3	53

What was your undergraduate degree classification?

Response	FLK1			FLK2			SQE1	
	Candidates %	Mean Score	Pass Rate %	Candidates %	Mean Score	Pass Rate %	Candidates %	Pass Rate %
1st	25	351	83	26	349	80	26	79
2:1	48	315	65	48	309	61	48	57
2:2	8	254	29	8	242	24	8	20
3rd	1	257	41	1	246	27	1	27
Commendation	<1	305	73	<1	294	55	<1	55
Distinction	1	315	69	1	302	55	1	49
Pass	2	276	41	2	258	29	2	27
Prefer not to say	3	301	58	3	290	50	3	47
Not applicable	12	306	61	11	292	51	11	48

Did either of your parents attend university by the time you were 18?

Response	FLK1			FLK2			SQE1	
	Candidates %	Mean Score	Pass Rate %	Candidates %	Mean Score	Pass Rate %	Candidates %	Pass Rate %
Yes, one or both of my parents attended university	58	324	69	58	318	65	58	62
No, neither of my parents attended university	31	304	59	31	297	54	31	50
Do not know / not sure	2	287	43	2	281	43	2	37
Prefer not to say	9	318	66	9	308	60	9	57

What was the occupation of your main household earner when you were aged about 14?

Response	FLK1			FLK2			SQE1	
	Candidates %	Mean Score	Pass Rate %	Candidates %	Mean Score	Pass Rate %	Candidates %	Pass Rate %
Professional background	58	323	69	58	318	65	58	62
Intermediate background	11	311	61	11	304	57	11	53
Working class background	14	305	61	14	297	55	14	52
Other background	3	289	52	3	287	50	3	46
Prefer not to say	14	310	60	14	301	54	14	52

Which type of school did you attend for the most time between the ages of 11 and 16?

Response	FLK1			FLK2			SQE1	
	Candidates %	Mean Score	Pass Rate %	Candidates %	Mean Score	Pass Rate %	Candidates %	Pass Rate %
State-run or state-funded school - non-selective	32	314	65	32	309	60	32	57
State-run or state-funded school - selective on academic, faith or other grounds	12	324	69	12	322	67	12	64
Independent or fee-paying school	15	338	76	15	336	73	15	71
Independent or fee-paying school, where I received a bursary covering 90% or more of my tuition	<1	302	50	<1	298	47	<1	44
Attended school outside the UK	31	306	59	31	296	53	31	50
I don't know	1	274	45	1	267	36	1	33
Other	<1	313	69	<1	293	59	<1	59
Prefer not to say	9	320	67	9	309	60	9	58

Have you undertaken any qualifying work experience?

Response	FLK1			FLK2			SQE1	
	Candidates %	Mean Score	Pass Rate %	Candidates %	Mean Score	Pass Rate %	Candidates %	Pass Rate %
Yes	36	308	62	36	297	54	36	50
No	64	321	67	64	318	65	64	62
Prefer not to say	<1	291	41	<1	272	29	<1	29

Are you a qualified lawyer?

Response	FLK1			FLK2			SQE1	
	Candidates %	Mean Score	Pass Rate %	Candidates %	Mean Score	Pass Rate %	Candidates %	Pass Rate %
Yes	22	303	60	22	288	49	22	47
No	78	320	67	78	316	64	78	61
Prefer not to say	-	-	-	-	-	-	-	-

Please state what your first language is:

Response	FLK1			FLK2			SQE1	
	Candidates %	Mean Score	Pass Rate %	Candidates %	Mean Score	Pass Rate %	Candidates %	Pass Rate %
English	73	322	68	73	318	65	73	62
Other	26	301	57	26	289	50	26	46
Prefer not to say	1	308	56	1	297	49	1	48