

Performance Across Practice Areas

i) Practice Area Performance in SQE1

The tables in this section show the mean scores by practice area for each assessment by the following candidate groups:

- All candidates
- Passing candidates
- Failing candidates
- Attempt one candidates
- Attempt two candidates

In FLK1, candidates performed best in the Ethics and Contract Law practice areas (mean score range of 69% to 73.4% for Ethics and 65.5% to 70% for Contract). While Business Law and Practice and Dispute Resolution had the lowest mean scores (range of 49.6% to 58.5% for Business Law and Practice and 52.6% to 55.8% for Dispute Resolution).

In FLK2 Ethics and Criminal Liability gave the highest mean scores (range of 65.1% to 74.8% for Ethics and 58.8% to 71.8 % for Criminal Liability). And it was Property Practice and Wills and Intestacy that had the lowest mean scores (range of 46.4% to 48.3% for Property Practice and 50.7% to 55.6% for Wills and Intestacy).

There are similar patterns of performance between the passing and failing candidates and first and second attempt candidates, across the majority of practice areas within each assessment. This suggests both stronger and weaker candidates perform well/less well in the same practice areas.

The mean difference between passing and failing candidates across the practice areas varies between 17.2% (FLK1 Legal Services in July 2022) to 28.0% (FLK2 Land Law November 2021).

The differences are consistently above 20% for Business Law and Practice, Contract Law and Legal System in FLK1. And Wills and Intestacy, Land Law and Trust Law in FLK2.

The deficit in knowledge of the weaker candidates is therefore greater in these practice areas. This suggests these may require more focus/preparation for future attempts at SQE1.

When comparing attempt one and two candidates in the July 2022 assessments the differences range between 5.2% (FLK2 Ethics) and 15.0% (FLK1 Contract Law). And attempt one candidates had higher mean scores for all areas.

The differences appear higher across the FLK1 practice areas suggesting second attempt candidates have more gaps in their knowledge in these areas.

Contract Law, Business Law and Practice, Legal System and Tort all have a mean difference greater than 10%. This is followed by Dispute Resolution, Ethics and Legal Services with mean differences between 8.7% and 9.8%. Within FLK2, only Land Law has a mean difference comparable with the FLK1 practice areas (8.9%) with the other areas ranging between 5.2% and 8.3% difference.

The following plots show the mean scores for the FLK1 and FLK2 practice areas by date for the passing and failing candidates. (Pink = failing; green = passing; bars ordered by passing candidate mean scores for November 2021 FLK1 descending.)

The plots show there are differences when looking assessment to assessment in the rank order of mean performance of passing and failing candidates across the practice areas.

In FLK1, candidates appeared not as well prepared for Business Law and Practice in July 2022 compared to November 2021 but were better prepared for Tort.

In FLK2, candidates performed less well in Criminal Liability but better in Criminal Law and Practice.

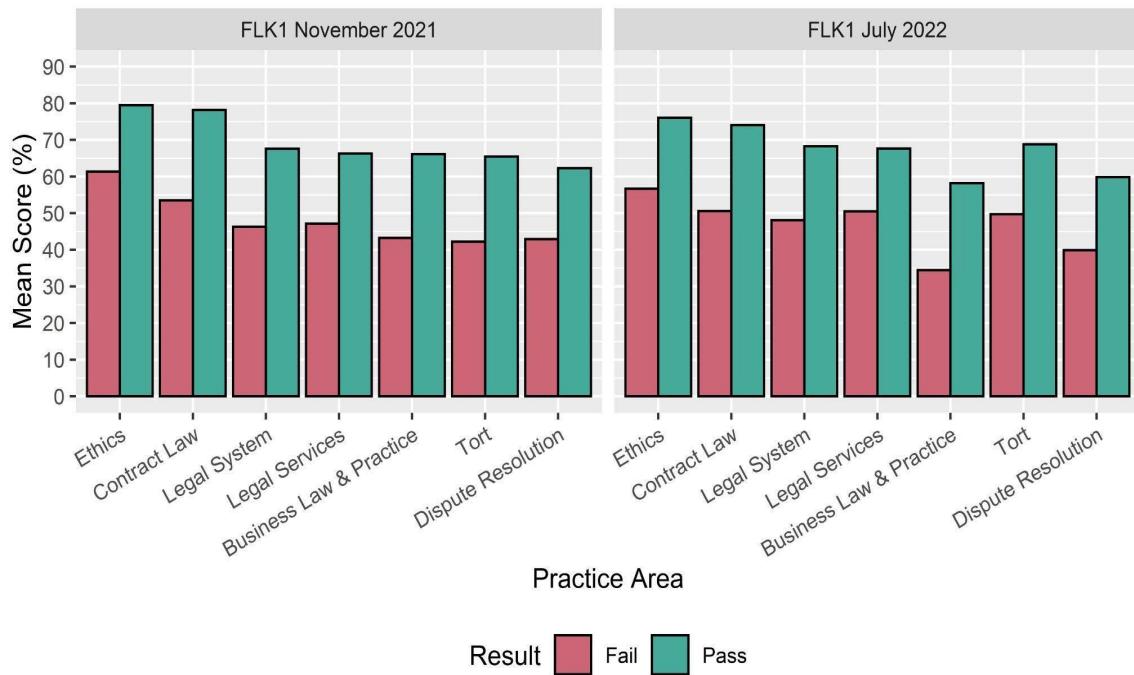


Figure 1: Mean FLK1 practice area scores for passing and failing candidates

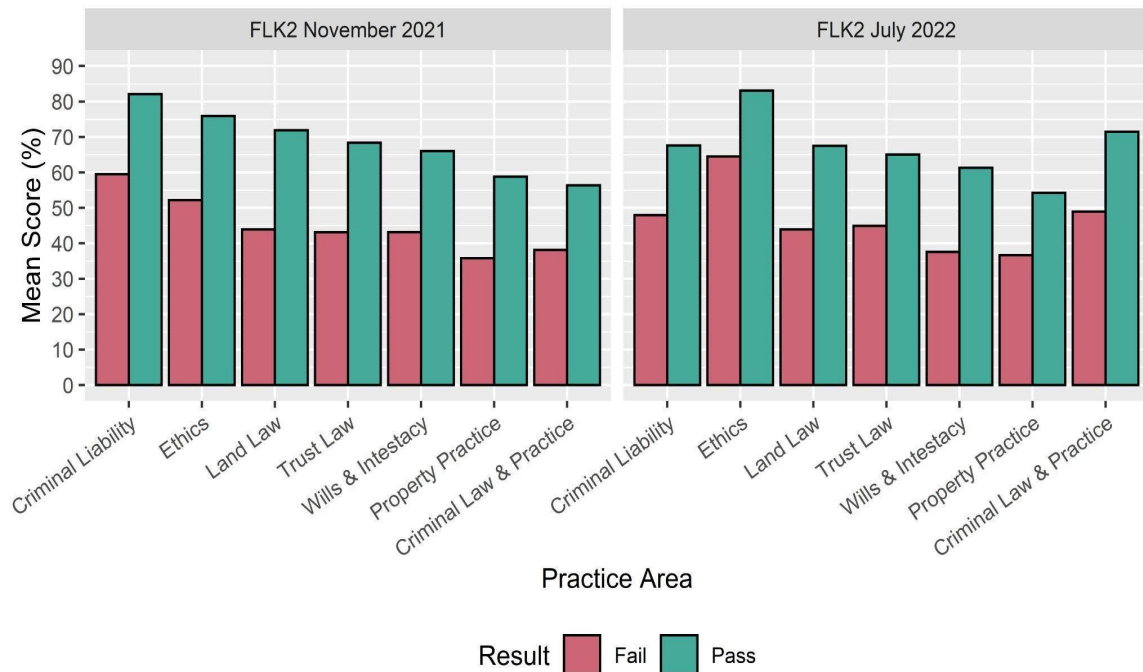


Figure 2: Mean FLK2 practice area scores for passing and failing candidates

FLK1 mean scores by practice area

		FLK1 Mean Scores by Practice Area						
Assessment Date	Candidate Group	Business Law and Practice	Dispute Resolution	Contract Law	Tort	Legal System	Legal Services	Ethics
Nov 2021	All	58.5	55.8	70.0	57.7	60.5	59.9	73.4
	Pass	66.1	62.3	78.2	65.4	67.5	66.3	79.4
	Fail	43.3	42.9	53.5	42.2	46.3	47.1	61.3
	Attempt 1	58.5	55.8	70.0	57.7	60.5	59.9	73.4
	Attempt 2	Not Applicable						
July 2022	All	49.6	52.6	65.5	61.9	60.9	61.4	69.0
	Pass	58.2	59.8	74.0	68.8	68.2	67.6	76.1
	Fail	34.5	39.9	50.5	49.7	48.1	50.5	56.7
	Attempt 1	50.4	53.1	66.4	62.5	61.6	61.9	69.5
	Attempt 2	36.3	43.4	51.4	52.4	49.9	53.2	60.4

FLK2 mean scores by practice area

		FLK2 Mean Scores by Practice Area						
Assessment Date	Candidate Group	Ethics	Property Practice	Wills and Intestacy	Land Law	Trust Law	Criminal Liability	Criminal Law and Practice
Nov 2021	All	65.1	48.3	55.6	59.1	56.8	71.8	48.0
	Pass	75.9	58.8	66.1	71.9	68.3	82.1	56.3
	Fail	52.2	35.8	43.2	43.9	43.1	59.5	38.1
	Attempt 1	65.1	48.3	55.6	59.1	56.8	71.8	48.0
	Attempt 2	Not Applicable						
July 2022	All	74.8	46.4	50.7	56.9	56.0	58.8	61.4
	Pass	83.1	54.2	61.3	67.5	65.0	67.6	71.4

	Fail	64.5	36.7	37.6	43.9	44.9	48.0	49.0
	Attempt 1	75.3	47.1	51.4	57.9	56.9	59.4	62.1
	Attempt 2	70.1	40.6	44.4	49.0	48.6	53.6	55.0

ii) Practice Area Performance in SQE2

In the April 2022 SQE2, all candidates sat the same 12 written stations with candidates sitting four different stations across the four oral sittings.

These findings relate to the April 2022 SQE2 assessment stations, with adjustments made to ensure all sittings are on a comparable scale. Please note that the combinations of skills and practice areas will vary between iterations of the SQE2 assessment. For more on this, please see the [SQE2 Assessment Specification](#) (Organisation and delivery section).

The tables in this section show the mean scores by station for the following candidate groups:

- All candidates
- Passing candidates
- Failing candidates

Looking at the mean scores for all candidates, the highest mean scores achieved were in:

- Legal Research - Dispute Resolution (85.0%)
- Advocacy - Criminal Litigation (78.5%)
- Case and Matter Analysis - Business (78.3%)

Of the 16 mean station scores, nine were above 70%, which included all four oral stations. The lowest mean score was for the Legal Writing - Dispute Resolution station (57.0%) which was the only mean score below 60%.

Within each of the five practice areas there is a range of mean scores suggesting candidates do not find particular practice areas easier or more difficult than others. For example, within the Dispute Resolution practice area there are the highest (85%) and the lowest (57%) mean scores.

Of the six skills assessed, the mean performance is similar across practice areas for the two assessed orally (Advocacy and Interview and Attendance Note/Legal Analysis). And for Legal Drafting (means 65.3%, 68.0% and 68.2%).

The greatest variation in mean scores is in the Legal Research stations (69.7%, 77.2% and 85.0%) and Legal Writing (57.0%, 73.0% and 74.7%).

Figure 3 and Figure 4 show the mean scores for the SQE2 written and oral stations for the passing and failing candidates. (Pink = failing; green = passing; bars ordered by passing candidate mean scores descending).

The mean scores for failing candidates on the written stations do not follow the same pattern as those for the passing candidates.

The smallest mean difference is for the Legal Writing - Business station (12.4%) and the largest is in the Case and Matter Analysis - Wills station (27.4%).

The mean score difference was greater than 20% for the following eight (out of 16) stations:

- Wills and Intestacy, Probate Administration and Practice - Case and Matter Analysis
- Criminal Litigation - Case and Matter Analysis
- Wills and Intestacy, Probate Administration and Practice - Legal Writing
- Business Organisations, Rules and Procedures - Case and Matter Analysis
- Criminal Litigation - Legal Drafting
- Property Practice - Legal Research
- Criminal Litigation – Advocacy
- Dispute Resolution - Legal Research

The greater deficit in the legal skills (and associated legal knowledge) in the weaker candidates. This suggests these areas require greater focus and preparation for resit attempts.

There was less variability in the mean scores for the four oral stations. There was a range of 2.1% for the failing candidates (60.5% to 62.6%) and 8.8% for those passing (74.4% to 83.2%).

The difference between the passing and failing candidate means ranged between 11.9% and 20.7%, with only Criminal Litigation – Advocacy being greater than 20%.

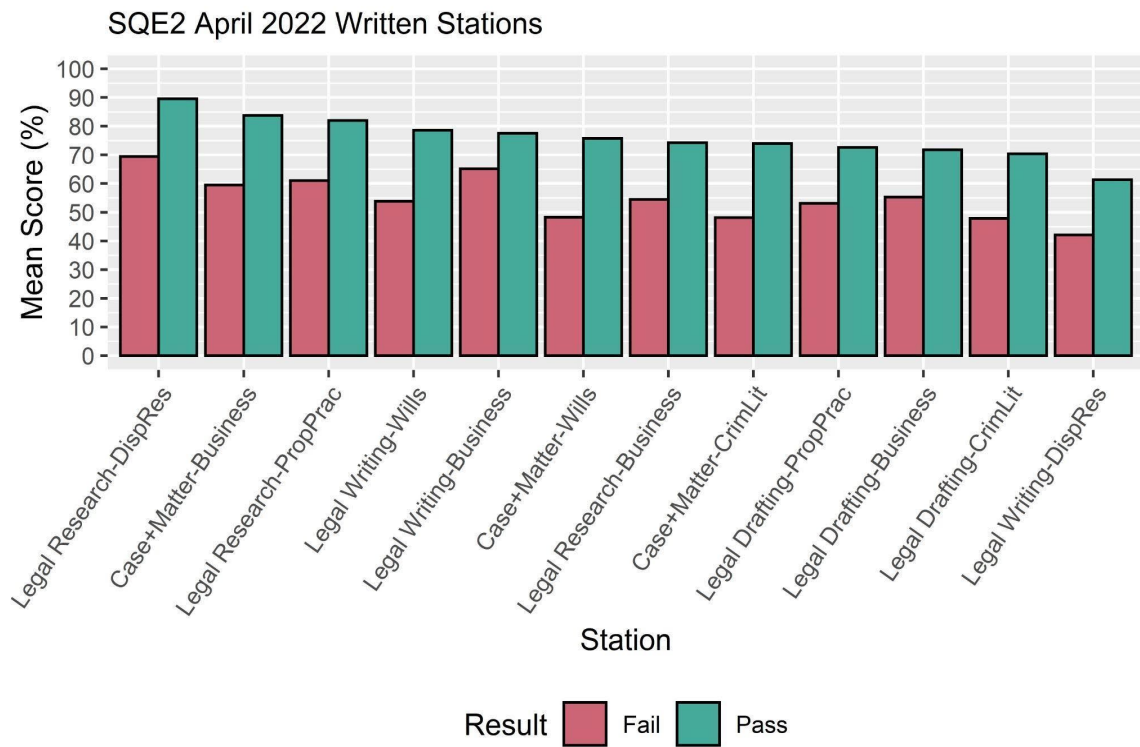


Figure 3: Mean SQE2 written station scores for passing and failing candidates

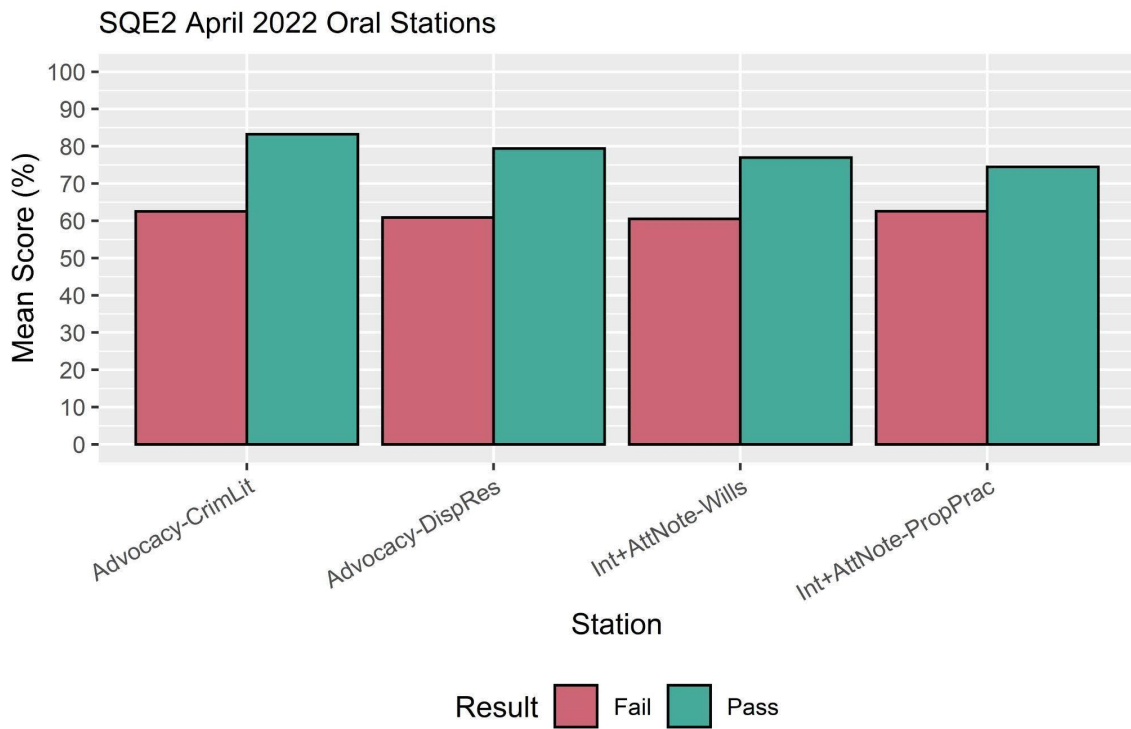


Figure 4: Mean SQE2 oral station scores for passing and failing candidates

SQE2 mean scores by practice area and skill

Practice Area	Skill	Type	All	Pass	Fail
Business Organisations, Rules and Procedures	Case and Matter Analysis	Written	78.3	83.8	59.5
	Legal Drafting	Written	68.0	71.8	55.2
	Legal Research	Written	69.7	74.3	54.5
	Legal Writing	Written	74.7	77.5	65.1
Criminal Litigation	Advocacy	Oral	78.5	83.2	62.5
	Case and Matter Analysis	Written	68.1	74.0	48.2
	Legal Drafting	Written	65.3	70.4	47.9
Dispute Resolution	Advocacy	Oral	75.2	79.4	60.9
	Legal Research	Written	85.0	89.6	69.4
	Legal Writing	Written	57.0	61.3	42.1
Property Practice	Interview and Attendance Note/Legal Analysis	Oral	71.7	74.4	62.6
	Legal Drafting	Written	68.2	72.6	53.1
	Legal Research	Written	77.2	82.0	61.1
Wills and Intestacy, Probate Administration and Practice	Case and Matter Analysis	Written	69.5	75.7	48.3
	Interview and Attendance Note/Legal Analysis	Oral	73.2	76.9	60.5
	Legal Writing	Written	73.0	78.6	53.9

Ethics and Professional Conduct

i) Ethics Performance in SQE1

The table below shows the mean scores for all candidates along with passing and failing candidates for ethics and non-ethics focussed assessment content across FLK1 and FLK2.

In each case, there is a strong positive correlation between performance on ethics questions and the overall score. And naturally those candidates who have passed the assessments have significantly higher scores than those who have failed.

The mean scores are consistently higher for the ethics items compared to the non-ethics items across all assessments and groups.

For all candidates the mean differences range between 8.5% (FLK2 November 2021) and 19.7% (FLK2 July 2022). With the current data, there appears to be no pattern in mean differences between ethics and non-ethics items across the FLK1 and FLK2 assessments.

The mean differences between the passing and failing candidates are similar for both ethics and non-ethics content, indicating associated performance across the two content areas.

FLK1 and FLK2 mean scores for ethics and non-ethics content

Assessment	All Candidates		Passing Candidates		Failing Candidates	
	Ethics Items	Non-Ethics Items	Ethics Items	Non-Ethics Items	Ethics Items	Non-Ethics Items
FLK1 Nov 2021	73.4	60.4	79.4	67.6	61.3	45.9
FLK2 Nov 2021	65.1	56.6	75.9	67.3	52.2	43.9
FLK1 July 2022	69.0	58.6	76.1	66.1	56.7	45.5
FLK2 July 2022	74.8	55.0	83.1	64.5	64.5	43.3

ii) Professional Conduct Performance in SQE2

Professional Conduct and Ethics are assessed pervasively in the SQE2 assessments. Some of the 16 stations contain Professional Conduct matters, and some do not. There is no formula determining which assessments this may fall in, and candidates are required to spot these issues and deal with them appropriately.

The matters related to these topics do not therefore have their own assessment criteria allocated to them. Examiners award credit under the criteria related to the application of the law.